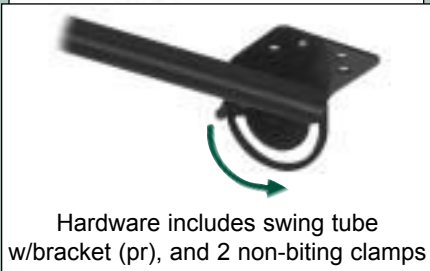


# Lower Extremity Support

## Legrest Cradles



### 1-Piece Legrest Cradle

*This cradle is mounted to a fixed seat application, and allows the seat and cradle to move as one. Sturdy ABS construction and padded upholstered interliner make this ideal for foot or leg protection more than foot positioning.*

#### Pediatric Cradle, 10" Wide

- Fits minimum 12" wide wheelchair
- 33220 With Seat Mnt Hardware
- 33222 Without Hardware

#### Small Cradle, 12" Wide

- Fits minimum 14" wide wheelchair
- 33240 With Seat Mnt Hardware
- 33242 Without Hardware

#### Medium Cradle, 14" Wide

- Fits minimum 16" wide wheelchair
- 33200 With Seat Mnt Hardware
- 33202 Without Hardware

#### Large Cradle, 16" Wide

- Fits minimum 18" wide wheelchair
- 33260 With Seat Mnt Hardware
- 33262 Without Hardware

#### Extra Large Cradle, 18" Wide

- Fits minimum 20" wide wheelchair
- 33280 With Seat Mnt Hardware
- 33282 Without Hardware

**NEW** Dimensions

Pediatric: 8"h, 7"d

Sm, Med, Lg, Xlg: 10"h, 9" d

*All cradle assemblies include pad*



### Adjustable Legrest Cradle

*Our adjustable cradle mounts to existing hanger brackets and offers 60° plantar flexion adjustment in 7° increments.*

- 33349 Pad & Shell Without Hardware

#### Collar Clamp Mount

- 33341 7/8" Collar Clamp Mnt
- 33343 1" Collar Clamp Mnt
- 33346 1" - 3/4" Collar Clamp Mnt
- 33347 7/8" - 3/4" Collar Clamp Mnt

#### Biting Clamp Mount

- 33340 7/8" Biting Clamp Mnt
- 33342 1" Biting Clamp Mnt

*Hardware includes 4-L Bars and 4 Clamps. (Collar or Biting)*

### 2-Piece Legrest Cradle

*2-piece cradle mounts to existing hanger brackets and allows the cradle to swing away for transfer.*

#### Small Cradle, 10" Wide

- 33320 7/8" Biting Mnt, Small
- 33321 7/8" Collar Mnt, Small
- 33322 1" Biting Mnt, Small
- 33323 1" Collar Mnt, Small
- 33326 1" - 3/4" Collar Mnt, Small
- 33327 7/8" - 3/4" Collar Mnt, Small
- 33329 Pad & Shell w/o Hrdwr, Small

#### Large Cradle, 14" Wide

- 33300 7/8" Biting Mnt, Large
- 33301 7/8" Collar Mnt, Large
- 33302 1" Biting Mnt, Large
- 33303 1" Collar Mnt, Large
- 33306 1"-3/4" Collar Mnt, Large
- 33307 7/8"-3/4" Collar Mnt, Large
- 33309 Pad & Shell w/o Hrdwr, Large

*Hardware includes 4-L Bars and 4 Clamps (Collar or Biting)*



# Lower Extremity Support Legrest Components and Hardware

## Cradle Shells



**NEW**  
 1-Piece, Ped 33231  
 1-Piece, Small 33251  
 1-Piece, Med 33211  
 1-Piece, Large 33271  
 1-Piece, Xlg 33291



Right, Adjustable 33351  
 Left, Adjustable 33352



Right, Small 33331  
 Left, Small 33332  
 Right, Large 33311  
 Left, Large 33312

## Cradle Pads



**NEW**  
 1-Piece, Ped 33230  
 1-Piece, Small 33250  
 1-Piece, Med 33210  
 1-Piece, Large 33270  
 1-Piece, Xlg 33290



2-Piece, Adjustable 33350  
 Right, Adjustable 33353  
 Left, Adjustable 33354



2-Piece, Small 33330  
 Right, Small 33333  
 Left, Small 33334  
 2-Piece, Large 33310  
 Right, Large 33313  
 Left, Large 33314

## Cradle Mounting Hardware

Non-Biting Clamp



7/8" 21120

90° L-Bar



4" 21090  
 6" 21096  
 6" HD 21098

Adjustable Legrest Cradle Hinge



33360

Perpendicular Collar



3/4" Frame 16205  
 7/8" Frame 16305  
 1" Frame 16405

Perp. Collar w/ 2" Spacer



3/4" Frame 20905  
 7/8" Frame 20915  
 1" Frame 20925

Biting Clamp w/ 1" Spacer



7/8" 21001  
 1" 21014


Swing Tube w/Bracket, pr



33410

# Lower Extremity Support

## Footplates - Shoe Holders - Lower Extensions



### Footplates

Available in aluminum or formed ABS plastic. Formed edges on the ABS footplate provide added strength. The aluminum footrest is recommended for applications with heavy loads or high amounts of stress. These footplates can be used together for added strength.

#### Ball & Socket Mounting

- 33110 Alum 10", 7/8" B&S Collar
- 33111 Alum 10", 3/4" B&S Collar
- 33112 ABS 10", 7/8" B&S Collar
- 33113 ABS 10", 3/4" B&S Collar
- 33114 ABS 8", 7/8" B&S Collar
- 33115 ABS 8", 3/4" B&S Collar

#### Flat Mount

- 33120 Alum 10", 7/8" Clamp, pr
- 33122 ABS 10", 7/8" Collar, pr
- 33124 ABS 8", 7/8" Collar, pr



### Shoe Holders with Velcro Straps

These lightweight, versatile ABS shoe holders are easily mounted to original manufacturers or to Miller's Adjustable Angle Footplates.

#### Flat Mount, 7/8"

- 31066 Small, 2-1/2" x 6", pr
- 31076 Medium, 3" x 9", pr
- 31086 Large, 4" x 11", pr
- 31096 X-Large, 5" x 13", pr

#### Ball & Socket Mounting, 7/8"

- 31064 Small, 2-1/2" x 6", pr
- 31074 Medium, 3" x 9", pr
- 31084 Large, 4" x 11", pr
- 31094 X-Large, 5" x 13", pr

#### Without Mounting Hardware

- 31060 Small, 2-1/2" x 6", pr
- 31070 Medium, 3" x 9", pr
- 31080 Large, 4" x 11", pr
- 31090 X-Large, 5" x 13", pr



High Mount



Low Mount

### High/Low Mount with Lower Extension

Mounts to most manufacturer upper hangers to use in conjunction with Miller's footplates. High mounts attach to outside of the upper hanger and the low mounts attach to the hanger end.

- 33140 Lower L-Extension with 1" High Mount, pr
- 33142 Lower L-Extension with 7/8" High Mount, pr
- 33144 Lower L-Extension with 1" Low Mount, pr
- 33146 Lower L-Extension with 7/8" Low Mount, pr



#33400



#33414






### Footrest Swing Tube & Bracket

Provides seat insert mounting and knee flexion adjustment for independent footrests or legrest cradle.

- 33400 Footrest Swing Tube & Bracket with Metal Footrest
- 33414 Footrest Swing Tube & Bracket, Extension, Black, pr

# Lower Extremity Support Footplate Components & Hardware





## Mounting Hardware

<b>Ball &amp; Socket</b>  7/8" 10055 3/4" 10056 1" 10057	<b>Flat Mount</b>  7/8" 33126 3/4" 33127 1" 33128	<b>High Mount</b>  7/8" Parallel 16310 1" Parallel 16410	<b>Low Mount</b>  1" to 3/4" 33154 7/8" to 3/4" 33155	<b>Swing Tube w/Brkt, pr</b>  33410
---	--	--	---	--








## Footplate Accessories

<b>ABS Heel Cups</b>  1/4" Padded 31043 1/4" ABS Only 31045	<b>Heel Cup Pads, pr</b>  31050	<b>Webbing Heel Loops</b>  2" Webbing, pr 31020	<b>Footplate Adapter</b>  3/4" Collar 33148	<b>L-Extension Tube</b>  9" 33150 15" 33151
--	--	--	---	---

## Footplates and Pads

<b>Aluminum Footplates</b>  10", pr 33109	<b>ABS Footplates</b>  8", pr 33105 10", pr 33107	<b>Trapezoid Pad, 6" x 8"</b>  Velcro, pr 32500 T-Nut, pr 32510	<b>Rectangular Pad, pr</b>  4-1/2"x8" Velcro 32540 4-1/2"x8" T-Nut 32550 5"x10" Velcro 32560 5"x10" T-Nut 32570	<b>Shoe Holders Only, ea</b>  Sm: 2-1/2"x6" 31068 Med: 3"x9" 31078 Lg: 4"x11" 31088 Xlg: 5"x13" 31098
---	---	--	---	---

## Straps

<b>Leather Instep</b>  3/4"x16" 32010 1"x20" 32015	<b>Velcro Instep</b>  1"x20" 32020 2"x20" 32021	<b>D-Ring Instep</b>  1"x20" 32023 2"x20" 32024	<b>Padded, D-Ring Instep</b>  2"x20" 32025	<b>1", Y-Ankle</b>  Buckle 32030 Velcro 32035	<b>2", Y-Ankle</b>  Buckle 32055 Velcro 32050	<b>Y-Ankle, D-Ring</b>  1" 32040 2" 32045
---	---	---	---	---	--	---

## Replacement Hardware

7/8" Collar with Ball/Rod 10052 1" Collar with Ball/Rod 10053 3/4" Collar with Ball/Rod 10054	7/8" Accessory Tube 20078 Socket Clamp 22003 7/8" Non-Biting Clamp 21120	7/8" Biting Clamp 21110 1" Biting Clamp 21130 Footrest Pivot Bracket 33420 Footrest Swing Tube 33422
---	--	---

# Lower Extremity Support

## Dynamic Footrest Systems

**Medtrade 2001  
Distinction  
Award Winner!**

**NEW**



### Dynamic, Articulating Footrest Hanger

*This component was designed for users with high tone to improve comfort and prevent broken hangers. The resistive movement both downward and outward mirrors anatomical movement of the lower extremities. The hanger replaces most 3/4" post mount footrests and is attached to the frame with a rotating sector block. 4 levels of resistance are available.*

- 33481 Dynamic, Articulating Footrest Hanger, 20 lbs.(ea)
- 33486 Dynamic, Articulating Footrest Hanger, 40 lbs.(ea)
- 33491 Dynamic, Articulating Footrest Hanger, 60 lbs.(ea)
- 33496 Dynamic, Articulating Footrest Hanger, 80 lbs.(ea)



### Dynamic Footrest Gas Spring

*This device allows the footplate to extend downward in response to increased muscle tone, spasms, etc. Approximately 2" of travel is allowed, which helps to increase sitting tolerance while reducing discomfort and pressure. This device also helps prevent damage to the wheelchair frame or components. 3 levels of resistance are available.*


- 33460 7/8" Collar Mnt, Medium, 20 lb, pr
- 33461 7/8" Collar Mnt, Light, 15 lb, pr
- 33462 7/8" Collar Mnt, Heavy, 40 lb, pr
- 33464 1" Collar Mnt, Light, 15 lb, pr
- 33465 1" Collar Mnt, Medium, 20 lb, pr
- 33466 1" Collar Mnt, Heavy, 40 lb, pr



### Dynamic Footrest Coil

*This device increases comfort and tolerance for people with high muscle tone in their legs and feet. It allows the footrest to rotate in response to external force. It also helps prevent breakage of wheelchair frame or footrest components, and misalignment of the footplates. Available in 3 sizes to fit most popular wheelchairs. Works especially well on power chairs.*

- 33450 7/8" - 3/4" Collar Mnt, pr
- 33455 1" - 3/4" Collar Mnt, pr
- 33457 1" - 7/8" Collar Mnt, pr



### Dynamic Footrest "Double-D" Coil

*Specifically designed for use with Quickie "Double-D" lower extension, and includes L-extension for footplate mounting. This device increases comfort and tolerance for people with high muscle tone in their legs and feet. It allows the footrest to rotate in response to external force. Miller's footplates required.*


- 33459 3/4" Collar Mnt, pr

# Lower Extremity Support Knee Gate Systems

## Knee Gate

When used conservatively, knee gates can be an effective device to help stabilize the hips and pelvis. These gates have contoured knee pads which can be adjusted individually. The center mount knee gate slides in and out of a bracket attached to the seat insert.


- 25160 Center Mount, Straight
- 25163 Center Mount, 130° Bend



## Dual-Slide Knee Gate

Like the original center mount, these dual-slide knee gates accommodate leg length discrepancies with individual adjustment bars. They can be used singularly, allowing 1 leg to be positioned. The 130° bend allows for greater cushion thickness.

- 25161 Center Mount, Dual-Slide, Straight
- 25162 Center Mount, Dual-Slide, 130° Bend



## Knee Gate Leg Length Adapter

This accessory to the knee gate assembly will allow individual leg length adjustments. To be used on the shorter leg, allowing up to 4" difference. Only 1 adapter is needed.

- 25156 Leg Length Adapter, Center Mount Knee Gate (ea)



## Lower Extremity Hardware

### Contoured Pads



- 4"x5" 21059
- 5"x7" 21060
- 6"x8" 21061

### 6" Bar & Ball with Socket



22502

### Ball & Socket



- 7/16" 10050
- 7/8" 10055
- 3/4" 10056
- 1" 10057

### Perpendicular Collar



- 3/4" 16205
- 7/8" 16305
- 1" 16405

### Gas Spring



- 15 lb 33470
- 20 lb 33471
- 40 lb 33472
- 60 lb 33473
- 80 lb 33474

# Lower Extremity Supports

## Amputee Supports

### Amputee Support : Flat Pad Mount • Fixed Collar Mount

- Both the pad and the mounting collar are fixed at 90° with an L-Bar
- Attaches to 3/4", 7/8", and 1" upper hangers
- Standard includes x-large (8" x 10") flat pad (optional large 6" x 8" available)
- Optional contoured pads also available in small, medium, or large



33160 7/8" Perpendicular, Fixed Pad  
33161 1" Perpendicular, Fixed Pad



33162 7/8" Parallel, Fixed Pad  
33163 1" Parallel, Fixed Pad

### Amputee Support : Flat Pad Mount • Multi-Plane Collar Mount

- The pad is fixed at 90° and the mounting collar is multiple plane adjustable
- Attaches to 3/4", 7/8", and 1" upper hangers
- Standard includes x-large (8" x 10") flat pad (optional large 6" x 8" available)
- Optional contoured pads also available in small, medium, or large



33164 7/8" Perpendicular Multi-Plane, Fixed Pad  
33165 1" Perpendicular Multi-Plane, Fixed Pad



33166 7/8" Parallel Multi-Plane, Fixed Pad  
33167 1" Parallel Multi-Plane, Fixed Pad

### Amputee Support Hardware

Parallel



7/8" Frame 16300  
1" Frame 16400

Perpendicular



7/8" Frame 16305  
1" Frame 16405

Parallel Multi-Plane



7/8" Frame 16530  
1" Frame 16540

Perp. Multi-Plane



7/8" Frame 16535  
1" Frame 16545

Standard Flat Pad



6" x 8" 21057  
8" x 10" 21058

# Lower Extremity Support Amputee Supports

## Amputee Support : Multi-Plane Pad Mount • Fixed Collar Mount

- The pad is multiple plane adjustable and the collar is fixed
- Attaches to 3/4", 7/8", and 1" upper hangers
- Standard includes x-large (8" x 10") flat pad (optional large 6" x 8" available)
- Optional contoured pads also available in small, medium, or large



33168 7/8" Perpendicular, Adj Angle Pad  
33169 1" Perpendicular, Adj Angle Pad



33170 7/8" Parallel, Adj Angle Pad  
33171 1" Parallel, Adj Angle Pad

## Amputee Support : Multi-Plane Pad Mount • Multi-Plane Collar Mount

- The pad and mounting collar are both multiple plane adjustable
- Attaches to 3/4", 7/8", and 1" upper hangers
- Standard includes x-large (8" x 10") flat pad (optional large 6" x 8" available)
- Optional contoured pads also available in small, medium, or large



33172 7/8" Perpendicular Multi-Plane, Adj Angle Pad  
33173 1" Perpendicular Multi-Plane, Adj Angle Pad



33174 7/8" Parallel Multi-Plane, Adj Angle Pad  
33175 1" Parallel Multi-Plane, Adj Angle Pad

## Amputee Support Hardware

90° L-Bar



4" 21090  
6" 21096  
6" Heavy Duty 21098

Bar & Ball  
Straight with Socket



6" 22502  
12" 90350

Bar & Ball  
90° with Socket



6" 22503  
12" 90356

Bar & Ball  
Bent with Socket



6" 22501  
12" 90355

Contoured Pad



4" x 5" 21059  
5" x 7" 21060  
6" x 8" 21061

# Lower Extremity Supports

## Abductors

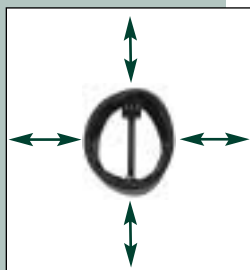


### Adjustable Abductor - Swingaway

This device offers adjustable pad widths for proper positioning and a swingaway feature for easy transfer. The unique U-Shaped abductor bar allows positioning of the swingaway device under the seat insert. It is available in 3 different sizes to accommodate varying cushion thickness. The abductor bar is also available in an L-shaped design with the swingaway mounted in front of the seat facilitating client operation.

25201	4" U-Shaped Bracket Complete
25202	5" U-Shaped Bracket Complete
25203	6" U-Shaped Bracket Complete
25210	5" L-Shaped Bracket Complete

Abductors include standard 5"x7" pads




### Dynamic Abductor

The polypropylene base allows for compression of the abductor pad. The dynamic pad width design provides adjustability for proper positioning.

25224	Dynamic Abductor, Fixed Mount
-------	-------------------------------

**Mounting Options:** See individual components and hardware, page 24



### Abductor

Includes padded upholstered wedge with various mounting options. They include, fixed, removable, push-button and pull-pin swingaway. The abductor mounts under the seat providing user accessibility.

#### Standard includes:

- Fixed mounting bracket
- 6" rod with 7/16" collar
- 6" L-bar
- Abductor block wedge

#### Fixed Mount

25220	Abductor, Fixed, Small
25222	Abductor, Fixed, Large

**Mounting Options:** See individual components and hardware, page 24

# Lower Extremity Supports Abductor Components & Hardware

## Abduction Pads

Knee Abduction Straps



25100

Pillow Block



25200

Adj Swingaway Pads



Small  
Large

21032  
21030

Abductor Block Wedge



Small  
Large

25221  
25223

Dynamic Abductor Pad



25227

## Mounting Hardware

Swingaway, Auto-Lock



7/16"  
Multi Plane

90306  
90310

Fixed



16160

Oversized, Fixed



16355

Removable Square



90115

## Swingaway Hardware

L-Shaped Bracket



25212

U-Shaped Bracket



4"  
5"  
6"

25219  
25218  
25217

Bar, Round, Swingaway



6"

91205

## Adjustment Bars

Bar, Round, 7/16" Collar



6"  
12"

16150  
16155

Bar, Square, 7/16" Collar



6"  
12"

90120  
90130

90° L-Bar



6"  
6" Heavy Duty

21090  
21098